

Classic Chatter

GMC Classics



FUTURE RALLIES

SPRING RALLY 2010

Dates: March 19-23, 2010
Location: KOA North Houston
(Formerly Havens Landing)
Montgomery, TX

*This will be in conjunction with the
GMCMI Convention.*



The Prez Seys

Ed Johnson

As the holidays approach I realize that 2009 has flown by. We have had 4 great rallies and a number of other get togethers. Our group has experienced birth of grandchildren, death of loved ones - illness and recovery. We also enjoyed the marriage of two long time members. We have laughed and cried with each other and have become stronger as individuals because of our interaction with each other. We are blessed to be part of an organization that provides camaraderie and support to each other as well as technical assistance for the vehicles that we cherish. I feel extremely fortunate to be a member of such an outstanding group and look forward to many years of continued association. Happy Holidays and a very Happy New Year.

Ed Johnson

NEXT RALLY -

Dates: **January 28-30, 2010**

Location: Gladewater, TX

Site: Antique Capital RV Park
(903) 845-REST (7378)

www.antiquecapitalrvpark.com

All reservations are due January 18, 2010

GMCer's,

GMC Motorhomes International is seeking a replacement for Ray Swartzendruber, Convention Manager. Ray has decided to retire and we are accepting applications with resumes for this position. The position has an annual salary of \$17,500.00 plus approved expenses.

The general duties of Convention Manager are to:

- Set up and manage 2 conventions annually
- Report to the president and the board on convention status and financial activity
- Develop convention budgets and control expenditures to stay within budgets
- Sit on the Board of Directors and provide assistance and expertise
- Maintain and account for GMCMI's convention equipment and supplies

General requirements

Educational or career experience in business administration. Leadership, communication and inter-personal skills with computer knowledge to perform duties.

If you wish to apply or want to suggest someone for this position, contact any of the Search Committee members.

The Executive Search Committee consists of:

JR Slaten	502-836-2097	jrslaten@aol.com
Fred Hudspeth	903-509-2495	fbhtxak@sbcglobal.net
Ray Swartzendruber	574-457-3564	redruber@gmail.com
Emery Stora	505-660-9507	emerystora@mac.com
Jim Buchanan	828-464-5105	chicksaw@charter.net
Dave Lenzi	810-653-3902	mlenzi@charter.net

Winter 2009

2010 Club Dues

It's that time of the year again to renew your club dues. They are still only **\$25.00**. Please send your check as soon as possible to:

GMC Classics Headquarters
7110 Forbes Drive
Brownwood, TX 76801

Or you can use PayPal. There is a link on the Classics website. In order to decrease the club's expenses, you will not get another notice unless you do not pay by February 1, 2010. Thanks in advance for your timely response.

Kerrville Rally in Review

Game Winners:

Pine Wood Derby:

1st	Joyce Murdock, "DOLLY"
2nd	Billy Massey, "SWEET PEA"
3rd	Robert Kaufman, "PIMP MOBILE"

Chicken Foot:

1st	Frank Jacobs
2nd	Linda Turner
3rd	Billy Young

Highest Score **Robert Kaufman**

Bolo Ball:

1st	Wayne & Charlotte Alumbaugh
2nd	Berrie Mitchell & Sherry Boyd
3rd	Ken Rose & Lee Fikes

Washers:

1st	Willard Murdock & Boyd Mooney
2nd	Bruce Farrill & Billy Massey
3rd	Warren Mitchell & Reggie Phillips



Sunshine Report

I'd like to thank everyone for your prayers, cards, phone calls, emails and acts of kindness shown toward Lanny and me during our health issues these past few months. Hoping to get his surgery behind us soon so we can be at the next rally. We love and appreciate y'all very much.

Since our last rally, I've mailed 15 cards and sent several emails and made many phone calls of encouragement. However, I don't keep track of those. It's never been in writing, but I also mail or email "Welcome Aboard" letters to new members. Since April 20, 2005, it's been my pleasure to send 92 of these....so far.



Thank y'all for letting me know when we have an illness, a special need, or loss in our family. You help make my job easier.

Looking forward to being in Gladewater, as this rally will be another great time together, making wonderful new memories with dear friends. Merry Christmas hugs and Happy New Year to all.

Billie Young

Red Hat Tea

The Red Hat Luncheon in Kerrville was one of the rare times when we get to go out to a restaurant. I hope everyone enjoyed it as much as I did. It is always hard to find a place big enough for our large group. We had about 35 attendees in a multitude of vehicles go to Billy Gene's Restaurant. We ate in a large private dining room that looked out on the Guadalupe River. The wait staff was excellent and our different orders arrived in a timely manner. It was a nice change and very relaxing. I must say we did make a statement and heads turned as we walked through to the dining room.

The January Rally in Gladewater is a **Cowboy theme** so for the Red Hat Tea, it is the perfect time to pull out your western attire...boots and the whole works. I think we will have quite a few good-looking cowgirls. Ladies, **remember, everyone** is invited to the Red Hat Tea and you do **not** have to dress in the Red and Purple but I hope you do. It just adds to a fun time and gets the conversation going. Looking forward to seeing you Cowgirls in Gladewater!

"Queen Bee" (Georgene Farrill)

GMC Classics Update

Our Club membership now stands at 159. We have had 3 new members to join our group since the last Chatter was printed in the fall. We want to welcome them to the GMC Classics family:

Wayne and Sunny Ramey, Kirby, TX

Jack Kirsh, Houston, TX

Jim and Peggy Buchanon, Conover, NC.

Stanley's Report

By Georgene Farrill

We opened the Kerrville Rally on a sweet tooth. Thursday was all you can eat pizza with members bringing cookies to share for dessert. Well you know how we are....each person thought they were feeding an army and the cookies were rampant for three nights and we even had enough for the ice cream social. What a great idea. With this sugar high, let the rally begin!

Each rally seems to always have something new. This time it was Pinewood Derby GMCs. It didn't get on the schedule, so a lot of people missed it. For the ladies it was especially great. **Joyce Murdock** was the winner with a beautiful pink GMC named Dolly. It even had long eyelashes. What this means ladies is the men are out to win and make sure this never happens again. I have heard a few of them plotting!!! It was really a lot of fun. We have the derby track on loan until the March International Convention in Montgomery/Conroe. So get a pinewood derby GMC kit and make sure it is ready to roll. It really doesn't take a lot to get it going and then you can soup-it up, fine tune and make pretty for Conroe in March. **Billy Massey** has kits. They are just \$12.00 for wheels and everything. Just add your finishing touch (paint, etc) to make this **your** racer. The other clubs have been doing this for a couple of years. Since we are new to the games and they are all coming to our house, we need to be kind and **make sure we take 1st, 2nd and 3rd place.** Does everyone agree? YEAH!

Again I couldn't attend the Tech Session, but the crafts with **Mattie Driscoll** was perfect. It was an unusual crochet necklace. Even those who did not know how to crochet learned this simple stitch (with help) and made a beautiful necklace. The yarn was hard to find but a few persistent gals did find it on E-Bay and at Big Lots. **JoLynn Golding** and **Debbie Massey** were very determined.

JoLynn, and her husband **Dennis**, brought the propane fire pit that they purchased in Pueblo, Colorado. Every night you could see them outside their coach sitting around the fire....very cozy. Several had to stop by on the way home to their coaches to "warm up" a bit.

This park is a fisherman's dream. Any time there is any water, **Boyd Mooney** is always up early trying to catch something. Well this time he had great success. Sad story though. This lake was catch and release so he couldn't take that big one home to show the grandson. Well Boyd just had to show someone so he ran to the coach to show **Warren Mitchell**. He drew quite a crowd before he "ran" back and released the big one. He thought he got a picture of it but was sorely disappointed when it didn't work. Sounds like a Tall Fish Story to me but he did have witnesses. He also made a catfish mad and got finned. Oh well, the life of a fisherman. You know **Larry Turner** always has his fishing pole in hand and I saw **Willard Murdock** and **Warren Mitchell** getting in on the fishing also. This is the part about rallies you love.

There's always something for everyone. "Wild Hogs" was the movie that we got to see on Thursday night. You know Roosters and wild hogs just don't go together so I passed on that movie! Everyone else enjoyed it and sure laughed a lot!

Friday afternoon was very peaceful for the men. The ladies had on their Red Hats, got spiffed up, and went out to lunch. We had washers, Chickenfoot and Bolo on the same day. Thank goodness Chickenfoot was in the middle because it takes stamina and staying power for washers and bolo. Chickenfoot had 30 players in the tournament this time. Lots of new faces. The proud new winner was **Frank Jacobs**. For those that know **Frank** they will agree he doesn't show a lot of emotion, but he was bouncing around, face all red, yelling something about **Sharon** said not to let this happen. I am sure he was referring to his outburst, not about taking me home with them!!! This could be an exciting trip. Lots of little kids in that house. I better hold on to these tail feathers.

Washers is so challenging and our most competitive players in this sport took the top 3 places. **Willard Murdock** and **Boyd Mooney** for 1st place, **Billy (broke wing) Massey** and **Bruce Farrill** for 2nd place, and round it out with **Reggie Phillips** and **Warren Mitchell** for 3rd place. If you are a fan, right now you are saying, "Where is **Jerry Reeves**?" He helped organize and set up so could not play this time. Sorry **Jerry**, and this is the big money game !!! Next time. The game was very good with a lot of tough, accurate players.

Bolo was just weird this time. The strings on those bolo balls were different some how, shorter I think. Not only was it hard to get the ball to stay on bars, one actually landed on the ground, popped-up, and then wrapped around the bottom rail, We were desperate, so it was counted! Don't know how **Lee Fikes** threw that one! Most of the teams were man and wife, but somehow the gentle husbands made the sweet wives mad and there was switch off. Women against the men. GAME HEATS UP! All the women loved it when **Berrie Mitchell** told **Warren** to get his foot behind that line!!! **Georgene Farrill** and **Virgie McHaney** sang "Nine To Five" every time that was the score. It was a little too often for me! The women held their own and made a good showing. We sure had a lot of laughs in Bolo this time! Wonder what will happen next time?!?! You never know with this group!

Entertainment on Saturday night was different but so enjoyable. It was **The San Antonio Chordsmen**. Classics member **Jim Roundtree** belongs to this outstanding group. It is like a Barber Shop Quartet only there are at least 30 singers. It was tremendous. Many thanks to **Jim!** .It topped off our rally. A big **Thank You** to all **The San Antonio Chordsmen**.

We elected our new officers for 2010 and they will be installed and up and running in January. I foresee 2010 to be a good year. 2009 was a tough year for many but this coming year will be a blessing for all!

Stanley Chickenfoot



Secretary Report

The meeting of the GMC Classics, Inc. board met Thursday, October 15, 2009. The following members were present:

Ed Johnson	Willard Murdock
Redonia Harper	Corky McHaney
Warren Mitchell	Billie Young
Debbie Massey	Billy Massey

Absent: Gay Guelker, Frank Jacob and Roger Christensen

The previous minutes were not read due to the absence of the Secretary.

Treasurers report was presented by Redonia Harper. The balance as of October 12, 2009 was \$13,265.88.

The fee for the FMCA representative's for the classics was discussed. A motion was made by Ed Johnson and seconded by Willard Murdock to approve the increase from \$250.00 to \$500.00. Motion was approved unanimously.

Warren Mitchell reported the winter rally would be held in Gladewater, Texas at the Antique Capital RV Park, on January 28 - 30, 2010. The March rally will be held in conjunction with GMC International on March 19 - 23, 2010 at KOA North Houston formerly Havens Landing RV Resort, Montgomery, Texas. No further rallies were scheduled at this time.

Billy Young reported that she had sent many cards since the last rally and several emails. She also read several responses regarding the cards and email.

Art and Carroll Owens have not received their refund from the Conroe rally and did not know exactly how much had been paid. It was reported that Debbie Massey could find the amount. It was approved unanimously to refund the monies following a motion by Ed Johnson and seconded by Warren Mitchell.

A motion was approved to start furnishing new members with badges. This was approved unanimously following a motion by Ed Johnson and a second by Warren Mitchell.

It was reported that postage has increased substantially in the past few years. It was authorized by the board to purchase a significant quantity of "forever" stamps if available to be used as needed.

A motion was made and seconded to adjourn. Motion carried.
Redonia Harper, Acting Secretary

The **Classics Chatter** is published quarterly for the membership of the GMC Classics. The club is a chapter of the Family Motor Coach Association and primarily draws its membership from Texas, Oklahoma, Louisiana, and Arkansas. Its purpose is to promote the preservation of the GMC Motorhome and to bring its owners together for their exclusive enjoyment and common interests.

2009 Officers:

President Ed Johnson
19658 CR 4108, Lindale, TX 7577
903-882-5864 E-Mail: ed-johnson@sbcglobal.net

Vice President Willard Murdock
1925 Juniper, Midlothian, TX 76065
972-291-4864 E-Mail: williard.joyce@sbcglobal.net

Secretary Gay Guelker
34 Oak St, Buffalo Gap, TX, 79508
325-573-3290 E-Mail: marvingay@taylorlortel.net

Treasurer Redonia Harper
227 Old Hwy 135., Gladewater, TX, 75647
903-845-5181 E-Mail: jfharper@copper.net

Wagon Master Frank Jacob
2005 Brenton, Irving, TX 75062
972-257-0605 E-Mail: sharonajacob@aol.com

Assistant Wagon Master Warren Mitchell
5417 Chimney Rock Rd., Ft. Worth, TX 76112
817-446-1965 E-Mail: warrensprinkler2@sbcglobal.net

FMCA Representatives:

National Director Corky McHaney
1257 FM 337E, Medina, TX 78055
830-589-2431 E-Mail: jvmchaney@78055.com

Alternate National Director Roger Christensen
10226 Sagedale Dr., Houston, TX, 77089
713-201-3317 E-Mail: rogersrealest@aol.com

Appointed:

Technical Seminar Coordinator Larry Turner
16330 Canyon Shadow, San Antonio, TX, 78232
210-490-1068 E-Mail: llturner2@sbcglobal.net

Administrator/Webmaster Billy Massey
7110 Forbess Dr, Brownwood, TX 76801
325-784-5861 E-Mail: bdub@gmcclassics.com

Sunshine Lady Billie Young
1208 CR 132B, Kingsland, TX 78639
325-388-6502 E-Mail: billiey325@yahoo.com

Red Hat Queen Bee Georgene Farrill
7006 Glen Hills Rd., Richland Hills, TX 76118
817-284-9815 E-Mail: farrillink@sbcglobal.net

Publications:

Newsletter Editor Debbie Massey
7110 Forbess Dr, Brownwood, TX 76801
325-784-5861 E-Mail: editor@gmcclassics.com

Website: www.gmcclassics.com



Billie Perryman's Banana Pudding Elvis Style

(Billie Perryman is the wife of radio disc jockey, Tom Perryman, who knew Elvis. Elvis visited in their home while performing in East Texas during the 1950's.)

3/4 Cup Sugar
2 Tbs. Flour
1/4 tsp. salt
2 Cups Milk
4 Eggs
1 tsp. vanilla

Nabisco Vanilla Wafers

Sliced bananas (she used a lot of bananas because Elvis loved them)

\

Prepare first five ingredients in a double boiler. Cook, stirring constantly, until thickened (about 10 – 12 minutes). Line a large bowl with a layer of wafers and sliced bananas. Pour in pudding. Repeat layers until all is used. Top pudding mixture with vanilla wafers. Refrigerate and serve when cooled.

Crescent Sopapilla Cheesecake

2 (8 oz) cans crescent rolls
2 (8 oz) packages cream cheese
1 cup sugar
1 tsp vanilla extract (or almond extract)
1/2 cup melted butter or margarine (one stick)
1/2 cup cinnamon sugar (1/2 C sugar & 1 tsp cinnamon)

Using 9x13 baking pan, unroll one package of refrigerated crescent rolls and line the bottom of the pan. Flatten rolls and press edges together to seal.

Mix the cream cheese, sugar, and extract. Spread over the crescent rolls in pan.

Unroll the other can of crescent rolls and place on top of cream cheese mixture.

Pour one stick of melted butter or margarine over the top and sprinkle with about 1/2 cup of the cinnamon sugar mixture. Bake at 350 for 30 minutes.

Southwestern Crescent Snacks

1 can crescent rolls
2 teaspoons prepared mustard
1/4 cup finely chopped green pepper
1/4 cup finely chopped onion
1 cup finely chopped ham
1 cup shredded Cheddar or Monterey Jack cheese

Heat oven to 375. Unroll dough into 2 long rectangles. Place rectangles in ungreased 13x9 inch pan; press over bottom and 1/4 inch up sides to form crust. Firmly press perforations to seal.

In small bowl, combine ham and mustard. Spoon over dough; spread gently to distribute evenly. Sprinkle with remaining ingredients. Bake for 18-20 minutes or until golden brown. Cut into 2 or 3 inch squares and then cut diagonally to form triangles. Makes 24.

Slow Cooker Scrabble

2 cups wheat chex
2 cups corn chex
2 cups rice chex
3 cups thin pretzel sticks
1 13 ounce can or jar of salted peanuts or asst. mixed nuts
1 teaspoon garlic salt
1 teaspoon celery salt
1/2 teaspoon seasoned salt
2 tablespoons grated parmesan cheese
1/3 cup melted butter
1/3 cup Worcestershire sauce

In large clean (double) paper bag, mix together pretzels, cereals, and nuts along with the garlic salt, celery salt, seasoned salt, and grated cheese. Empty bag mixture into a large mixing bowl and sprinkle the melted butter and Worcestershire sauce over all mixing gently with hands.

Empty bowl into slow cooker and cook on low for 3 to 4 hours.

Tear open paper bags you used to originally mix the scrabble and spread them out onto a counter. Spread hot snack mixture onto torn open bags and let dry for a minimum of one hour letting the paper absorb any excess moisture.

Store in airtight containers. Keeps for several weeks without going stale.



GMC Classics

Tech Notes

Larry Turner
Technical Seminar Coordinator

Buckhorn Lake Resort – Kerrville, TX Oct 15-18, 2009

This record of the Tech Notes is presented as a service to GMC Classics members and guests. Accuracy is not guaranteed. Independent verification is urged.

MicroPulse Systems Monitor by John Sharpe

John Sharpe installed a MicroPulse Systems Monitor system in his GMC. He made a presentation for the Classics about this system at our October rally. He has also made a similar presentation at the GMCI rally in Colorado. I will try to address the highlights of his presentation. Slides for this presentation can be found at <http://www.gmcmhphotos.com/photos/search.php?searchid=12411&cpage=1>



• Available at: www.catconproducts.com; www.bestconverter.com



By: John Sharpe


This system monitors tank liquid levels, LP gas level, battery charge, and provides a lighted water pump switch. The system uses pressure sensors to measure liquid levels. No floats, probes, strips, or holes are required and will work with any type of tank material.

The LP monitor uses the original LP tank sensor. Measured levels are in 1/8ths and displayed on a tri-colored LED graph.

The parts that John uses included the Monitor Panel (about \$125), sensors with Teflon tape sealant, wiring, fresh water 3/4" PVC T, fittings, and clamps, black water 1/8" brass nipple, epoxy putty, and 3/4" PVC cap. John warns that although the sensors have RJ11 jacks (telephone line); telephone cables may not be compatible with this system.

Install Black Water Sensor

There are different types of sensors. One requires drilling a hole in the bottom of the tank. John opted to use another type which is threaded into 3/4" NPT. He mounted the sensor in the gate valve between the gate valve and the holding tank. I didn't even know there was a space there. The simplified version of his creativity is that he drilled and tapped an 18" brass nipple into the gate valve and reinforced the nipple with epoxy putty. He then drilled and tapped a 3/4" PVC cap for the other end of the nipple. The sensor screws into the PVC cap. Next he attached the wire cable to the RJ11 jack and put a protective boot over it. Ask John about the bloody details, as it wasn't that easy. He didn't mention that you might want to drain the tank first.



- Install plug into sensor & slide protective boot in place
- Tie wrap wires and route them too the panel location


Tech Notes

Install Fresh Water Sensor

The fresh water tank sensor was easier. He cut the water hose between the tank and the water pump (as close to the tank as possible) and, using a 3/4" PVC T, barb adapters, and hose clamps, mounted the sensor. Although not necessary, he removed the old float and covered the original float hole.



Fresh Water Tank




- 3/4" T
- Barb adapters
- Hose Clamps
- Sensor
- Gray Modular Cable

Wiring

The wiring is straightforward; power, ground, water pump, LP tank, and the two RJ11 cables from the black water and the fresh water tanks.

Wiring



MONITOR WIRE CONNECTIONS

WIRE COLOR	CONNECTION
Red	12VDC, Battery Only
Black	Ground, Battery Only
Purple	Water Pump, 15A, 12VDC
White	LPG 1 Sensor, 60 ohm
Green	LPG 2 Sensor, 60 ohm
Fresh	Fresh Tank Sensor
Gray 1	Gray 1 Sensor
Gray 2	Gray 2 Sensor
Black	Black Sensor

Mount Panel

Select a location for the panel and cut the hole. John put his by the refrigerator. Be careful of what may be behind the wall when you cut the hole.

Locate Panel

- Located on the wall next to refrigerator because of it's
- unobstructed view
- central location
- ease of access.



Calibrate

Calibrate the system according to the manufacture's instructions.

Most of our GMC tank sensors have rusted out and haven't worked in years and this system is a good inexpensive replacement/upgrade.

Miscellaneous Ramblings

I would like to use this space for "Did you know?" or "How I fixed it." topics. I know we all have those "bailing wire" stories. Please send your stories to me at llturner2@sbcglobal.net.

Pinewood Derby

We may now need to expand our technical discussions to blocks of wood. If you want some real good speed tips, go find a 10-year-old Cub Scout and his dad. The second best is to search the web. You will

Tech Notes

find all sorts of items designed to separate you from your money. The local Boy Scout Office or hobby shops may have tools, how-to books, and wheels (make sure that you get the P347 wheels and axels).

James Deese (Edmond, OK) has been visiting us and is sharing speed tips that took his son to regional competition 40 years ago. If these work, Dolly (Joyce Murdock) had better move over.

Here are some things to consider:

- Bake your block of wood. Bake at 200-225 for 2 hours. My blocks lost 1 to 2 oz. of moisture each.
- Pay special attention to wheel alignment, vibration, and imperfections. True, round, and polish the wheels.
- The heavier the better. The balance point (CG) should be 1 to 1 ½ inches in front of the rear axle or about at the middle axle.
- The fewer wheels on the track the better. Cub Scouts have best results with 3 wheel cars. Look it up.

Computer Tip

I just got a new a new laptop with Windows 7. It's always a joy to learn a new operating environment but I'm coping. I'm not sure if Windows 7 was ready for release, as I am getting as many as 20 updates per day. I had a minor problem and spent an hour on the phone to India. The tech reminded me of an executable program that we used years ago which may be of help to you all. You know all of that junk that shows up on the task bar (lower right part of the screen) that you don't know how to get rid of. That stuff slows down the boot process. A lot of those processes are started at boot time to speed up the start of programs that you may or may not use later. . The start of those processes is controlled by a program called msconfig.exe. To run it, search for msconfig.exe or run it in the Start-Run window (Windows XP). When the utility comes up, then select the Startup tab. My tech in India had me Disable All and most of the junk on the task bar disappeared after the next boot.